

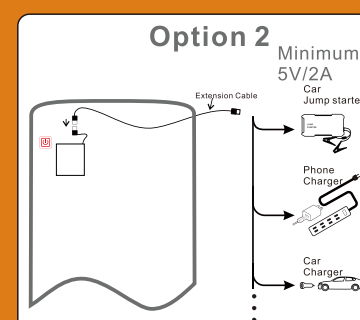
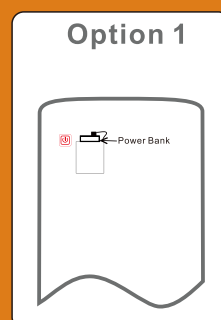


Heated Sleeping Bag / Heated Sleeping Bag Pad

User Manual

- 1.Press power button, turn on the heating function.
- 2.Short click power button to switch the temperature setting.
Red-High Blue-Medium Green-Low.
3. Long press the power button over 3Seconds to turn off the heating.
4. Two options for power supply.
Option 1, Plug the USB port into a Power Bank and put it into the pocket.
Option 2, Connect the USB plug to a external USB supply using the extension cable (included in the packing).

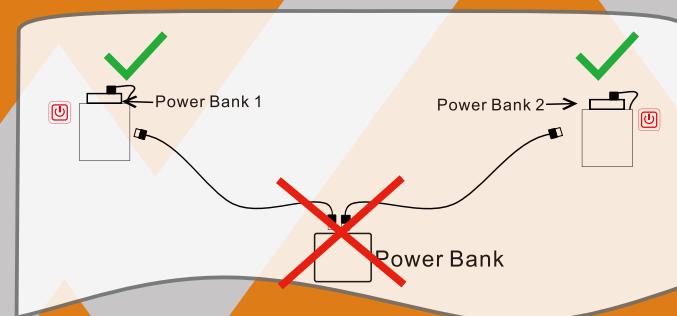
★ **Power Bank not included in this products.**



WARNING!

- 1.Only connect sleeping bag to a USB supply minimum 5V/2A.
- 2.Stop using the heating function if the sleeping bag /pad is ripped open.
- 3.DO NOT leave it heating for long time unattended.
4. Machine wash with gentle cycle, Line dry only.
- 5.DO NOT Iron.
- 6.DO NOT bleach.
- 7.DO NOT tumble dry.

8. **For Double Sleeping Bag Pad, DO NOT connect two USB cables into one Battery power bank at same time. Because one battery output is not enough for two set of heating parts.**



There is a Trouble Shooting Chart at back of this manual, Please keep this manual for future using reference. Following the steps you can solve most of the problems you may have. If you have any other problems about our products need our help. please contact us :mantuole@126.com

Designed and Produced by
Xiamen Master Outdoor Goods Co.Ltd.

Trouble shooting

Problems	Possible reasons	Solutions
The light not on when plug in battery	1. The battery is dead or broken. 2. The USB plug not plug in position. 3. After changing different power supply , the light still off .	1. Change another battery to test it again. 2. Reconnect the USB plug. 3. Contact Mantuole Customer Service to get a replacement.
The light is blinking like Red-Blue-Green	1. The battery is running low. 2. The battery output is not meet 5V/2A 3. The battery is not compatible with this products	1.Recharge the battery and test it again. 2.Replace another battery with minimum 5V/2A to test it again 3. Buy a compatible battery pack from Mantuole. Search “Mantuole battery” on market place
The light always jump to Red(high) automatically	1. The USB plug is loose. 2. The battery is not compatible	1. Reconnect the USB plug tightly 2. Buy a compatible battery pack from Mantuole. Search “Mantuole battery” on market place
The light is on, but the pad not heated	1. There are only 5 areas with heated pads. Touch the right place to feel the hot. 2. The products is broken	1. Feel the hot spots according to the product photo on product page. 2.Contact Mantuole Customer Service to get a replacement
Battery last short time, or product turn off automatically	1. Battery running low or incorrectly display the capacity 2. Battery is old and not enough capacity 3. Battery not compatible with this product	1.Fully recharge the battery with a 5V/2A or Type-C output adapter and test it again. 2.Replace a new battery with min 5V/2A output and test it again 3. Buy a compatible battery pack from Mantuole. Search “Mantuole battery” on market place
Other problems not listed		Please contact Mantuole Customer Service

3088/3089/3090/3090D/3091

Version 2024-1

Made in China